

Home Product Import GmbH Graf - Zeppelin - Str. 5 D - 46149 Oberhausen Germany	Tel.: +49-(0)208-9949330 Fax.: +49-(0)208-99493930 e-mail: info@h-p-i.de
---	--

LEDs Removal Instructions for LED Luminaire LED 燈具的 LEDs 拆卸說明 / LED 灯具的 LEDs 拆卸说明
--






HPI Article Nr. (HPI 产品编号):	180.004489;180.005009	Date (日期):	2024.08.30
HPI Model Name (HPI 型号名称):	MONDO DOMO	Revision Date (修订日期):	
Vendor Name (供应商名称):		Version Nr. (版本号):	1
Vendor Item Nr. (供应商产品编号):	FL00176E		

Procedure how to remove the LEDs from the luminaire (in text form):
如何從燈具中移除 LED 的程序 (以文本形式) / 如何从灯具中移除 LED 的程序 (以文本形式) :

Step 1 步驟/步骤 1	Pry open PC cover by flat allen key					
Step 2 步驟/步骤 2	pull out PC cover by hand					
Step 3 步驟/步骤 3	Cut the cable by scissors or soldering iron					
Step 4 步驟/步骤 4	Take out LED light strip by flat allen key					

Drawings of how to remove the LEDs from the luminaire (without damaging the luminaire itself) corresponding to the above steps.

與上述步驟對應的如何從燈具中移除 LED (不損壞燈具本身) 的圖示
 与上述步骤对应的如何从灯具中移除 LED (不损坏灯具本身) 的图示

<p>Step 1 步驟/步骤 1</p>		
<p>Step 2 步驟/步骤 2</p>		
<p>Step 3 步驟/步骤 3</p>		
<p>Step 4 步驟/步骤 4</p>		
		

<p>Prepared By (准备个人姓名):</p>	<p>Frank jiang</p>
<p>Jon Title (职称):</p>	<p>Mananger</p>
<p>Company Name (公司名称):</p>	

Signature with Company Chop
 (负责人签字加公司印章):